

Project Title: **2217 - Teaching Survey Summer 2021**Courses Audience: **7**Responses Received: **6**Response Rate: **85.71%**

Report Comments

Included in this report:

- Responses to numerical questions
- Responses to instructor added questions (if applicable)
- Student comments

Interpreting OMET Teaching Survey Reports

A guide to interpreting OMET teaching survey results can be found here - <https://teaching.pitt.edu/omet/survey-results/>.

Develop a plan using your student opinion of teaching results.

- Meet with a Teaching Consultant who can help you interpret your results and develop a course of action if necessary. Email teaching@pitt.edu to set up a consultation.
- Plan on collecting student feedback during the semester the next time you teach. OMET offers a midterm course survey option and there are additional ways to collect student feedback throughout the term. For more information, go to <https://teaching.pitt.edu/omet/midterm/>
- In the future, discuss, teach, and model giving meaningful feedback with your students. Give them multiple opportunities to practice giving feedback. We have several resources that can help guide the discussion and options for gathering student feedback throughout the term.

Go to: <https://teaching.pitt.edu/omet/> for more details, references, and resources.

Dietrich School of Arts and Sciences Questions

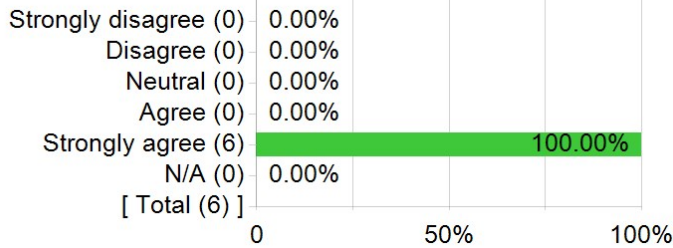
Summary: 5-point scale - Strongly Disagree to Strongly Agree

Question	Results		
	Response Count	Mean	Standard Deviation
The instructor created an atmosphere that kept me engaged in course content.	6	5.00	0.00
The instructor was prepared for class.	6	5.00	0.00
The instructor treated students with respect.	6	5.00	0.00
The instructor was available to me (in-person, electronically, or both).	6	5.00	0.00
The instructor evaluated my work fairly.	6	5.00	0.00
The instructor provided feedback that was helpful to me.	6	5.00	0.00
I learned a lot from this course. If there is no basis to judge or not applicable, answer N/A.	6	5.00	0.00

Detailed Responses

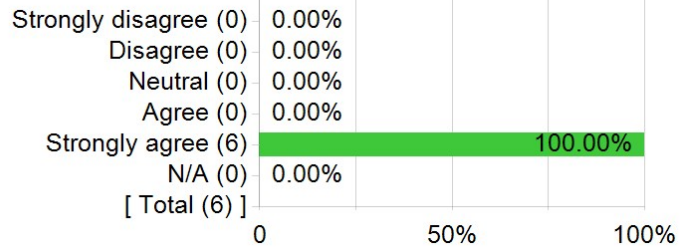
1. The instructor created an atmosphere that kept me engaged in course content.	2. The instructor was prepared for class.																																
<p>Strongly disagree (0) 0.00% Disagree (0) 0.00% Neutral (0) 0.00% Agree (0) 0.00% Strongly agree (6) 100.00% N/A (0) 0.00% [Total (6)]</p>	<p>Strongly disagree (0) 0.00% Disagree (0) 0.00% Neutral (0) 0.00% Agree (0) 0.00% Strongly agree (6) 100.00% N/A (0) 0.00% [Total (6)]</p>																																
<table border="1"> <thead> <tr> <th>Statistics</th> <th>Value</th> </tr> </thead> <tbody> <tr> <td>Invited Count</td> <td>7</td> </tr> <tr> <td>Response Count</td> <td>6</td> </tr> <tr> <td>Response Ratio</td> <td>85.71%</td> </tr> <tr> <td>Mean</td> <td>5.00</td> </tr> <tr> <td>Median</td> <td>5.00</td> </tr> <tr> <td>Mode</td> <td>5</td> </tr> <tr> <td>Standard Deviation</td> <td>0.00</td> </tr> </tbody> </table>	Statistics	Value	Invited Count	7	Response Count	6	Response Ratio	85.71%	Mean	5.00	Median	5.00	Mode	5	Standard Deviation	0.00	<table border="1"> <thead> <tr> <th>Statistics</th> <th>Value</th> </tr> </thead> <tbody> <tr> <td>Invited Count</td> <td>7</td> </tr> <tr> <td>Response Count</td> <td>6</td> </tr> <tr> <td>Response Ratio</td> <td>85.71%</td> </tr> <tr> <td>Mean</td> <td>5.00</td> </tr> <tr> <td>Median</td> <td>5.00</td> </tr> <tr> <td>Mode</td> <td>5</td> </tr> <tr> <td>Standard Deviation</td> <td>0.00</td> </tr> </tbody> </table>	Statistics	Value	Invited Count	7	Response Count	6	Response Ratio	85.71%	Mean	5.00	Median	5.00	Mode	5	Standard Deviation	0.00
Statistics	Value																																
Invited Count	7																																
Response Count	6																																
Response Ratio	85.71%																																
Mean	5.00																																
Median	5.00																																
Mode	5																																
Standard Deviation	0.00																																
Statistics	Value																																
Invited Count	7																																
Response Count	6																																
Response Ratio	85.71%																																
Mean	5.00																																
Median	5.00																																
Mode	5																																
Standard Deviation	0.00																																

3. The instructor treated students with respect.



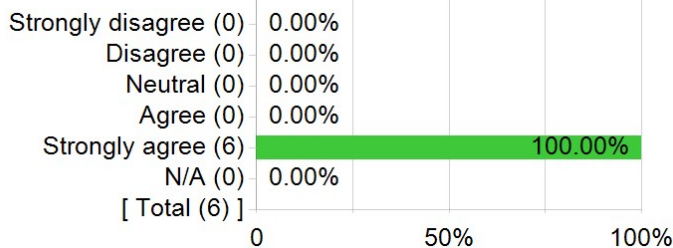
Statistics	Value
Invited Count	7
Response Count	6
Response Ratio	85.71%
Mean	5.00
Median	5.00
Mode	5
Standard Deviation	0.00

4. The instructor was available to me (in-person, electronically, or both).



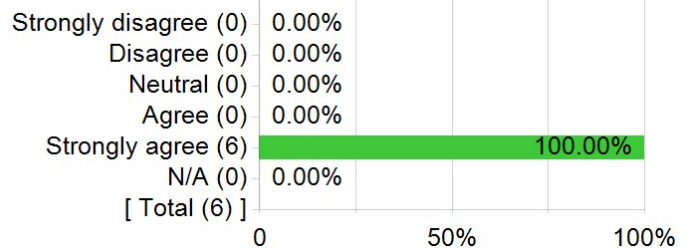
Statistics	Value
Invited Count	7
Response Count	6
Response Ratio	85.71%
Mean	5.00
Median	5.00
Mode	5
Standard Deviation	0.00

5. The instructor evaluated my work fairly.



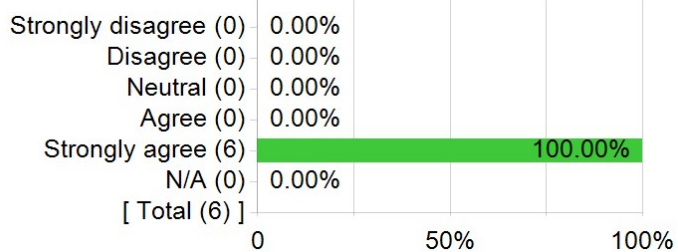
Statistics	Value
Invited Count	7
Response Count	6
Response Ratio	85.71%
Mean	5.00
Median	5.00
Mode	5
Standard Deviation	0.00

6. The instructor provided feedback that was helpful to me.



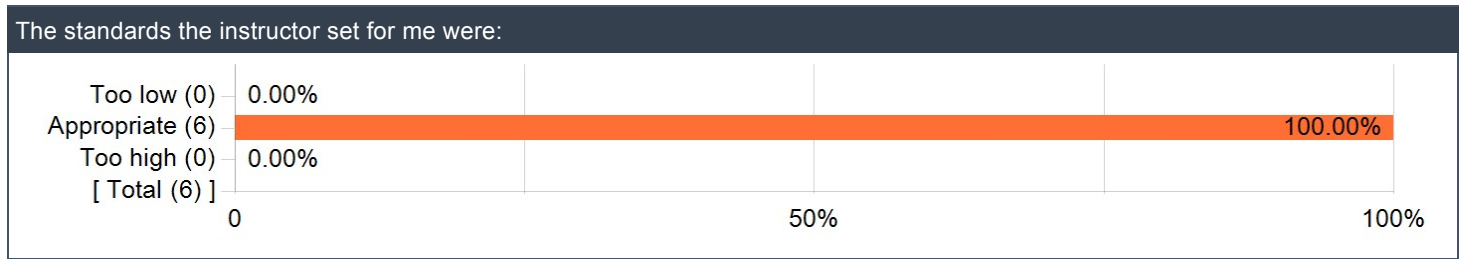
Statistics	Value
Invited Count	7
Response Count	6
Response Ratio	85.71%
Mean	5.00
Median	5.00
Mode	5
Standard Deviation	0.00

7. I learned a lot from this course. If there is no basis to judge or not applicable, answer N/A.

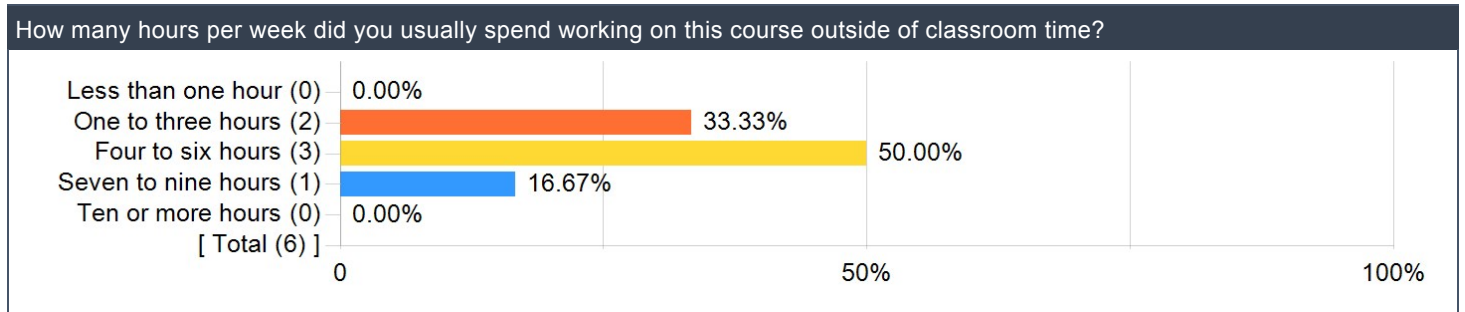


Statistics	Value
Invited Count	7
Response Count	6
Response Ratio	85.71%
Mean	5.00
Median	5.00
Mode	5
Standard Deviation	0.00

The standards the instructor set for me were:



How many hours per week did you usually spend working on this course outside of classroom time?



Comments

What did you like best about how the course was taught?

Comments
I really enjoyed how hands-on and interactive the course structure was even while being fully remote. I also enjoyed designing and seeing the results of my survey as it was a great way to utilize the skills learned in class.
Lots of asynchronous options and I was able to do a lot of the work at a comfortable pace.
While his canvas layout was a little different from what I am used to it, was very helpful to have the modules done the way they were. Having the dates and the zoom meeting links there since we didn't meet for every class. None of the readings were overly long which made the reading easier. I liked the participation assignments for the days we didn't meet because they forced me to do the work on those days. I struggle with online classes when they don't meet because I will just not do the work.
I liked that since it was a smaller group there was a lot of room for discussions
very personal and a casual setting that makes the learning more accessible
I really liked the mix of synchronous and asynchronous classes. I also enjoyed the mix of readings, videos and podcasts that were given each module. The recommended readings/podcasts were also helpful if I needed further learning on a specific topic. The feedback that was given was detailed and the instructor even recommended readings that were personal to a student's writing which I really, really liked. It showed the instructor really cared about the student's learning in and outside the classroom.

If you were teaching this course, what would you do differently?

Comments
Nothing
I would include fewer readings and more videos.
Even though I usually hate discussion board assignments I think a few of the participation assignments could have worked really well as a discussion board post. For some of the readings, a guide would have been helpful to sort out some of the information. Like something saying what key points should be taken away from the reading.
I would more grade. I feel like there was very little assignments which I personally am not a fan of
fewer readings
I would maybe have more asynchronous classes that were more discussion based, but I know with the summer class having less people, it is hard to force all students to be open to discussion.

Diversity and Inclusion

Question	Response Count	Mean	Standard Deviation
The instructor creates an inclusive learning environment for all students.	6	5.00	0.00

Details

